

# GOVN Over The Top Soft Close Flipper Door Mechanism

Over-the-top opening

Opening Direction	Item Name	Description	Door Width	Door Height	Door Thickness	Door Weight
 Over the Top	GOVN-3	Soft-close	Max. 1500	370~450	Min. 15	3~5 kg
	GOVN-5					5~7 kg

### Features

- Patented mechanism controls door opening and closing softly and smoothly
- Prevents door from slamming shut and pinching fingers
- Storing the door horizontally on the top board maximises space inside of the cabinet
- Passed 30,000 life cycle test

### Notes

- Operating temperature: 0°C - 40°C
- 2 pcs of **GC1315** rail (sold separately) required for 1 cabinet
- Select required rails depending on travel length
- Ensure that the door centre of gravity is at the centre of door

### Parts Included

- Binding head tapping screw 3.5×16 (12 pcs) for 1 pair


### Sold Separately

- **GC1315** rail

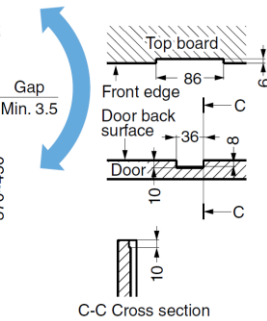
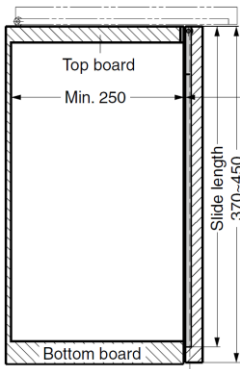


Soft-close

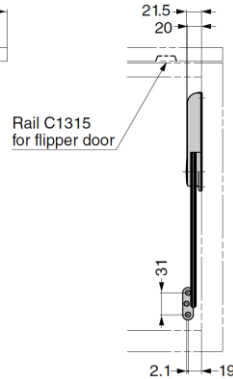
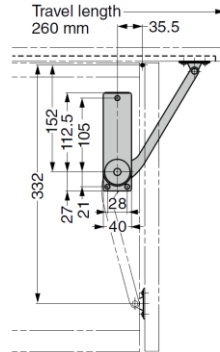
Passed 30,000 open/close private cycle test



### Cabinet cutaway view



### Cabinet front



- Above is the installation drawing when the travel length of rail **GC1315-14** is 260 mm
- Installation position changes with the travel length of rail

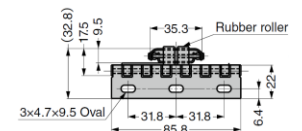
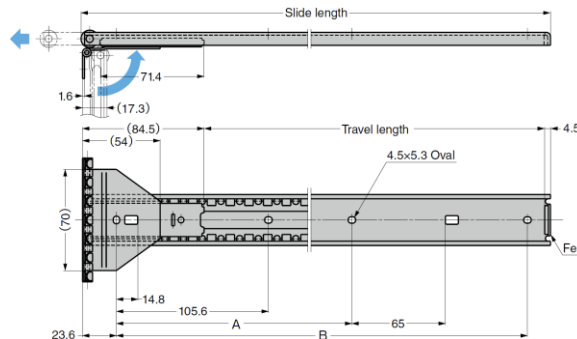
### Body (1 pair)

Part No.	Material	Finish	Door Width	Door Height	Door Thickness	Door Weight
GOVN-3	ABS/ Steel	Nickel/ Black	Max. 1500	370 ~ 450	Min. 15	3.0 ~ 5.0 kg
GOVN-5						5.0 ~ 7.0 kg

## GC1315 Rail

### Features

- 2 rails are required when using **GOV-EZ**, select required rails depending on travel length



Part No.	Material	Finish	Slide Length	Travel Length	A	B
GC1315-14	Steel	Clear Zinc Chromate (Trivalent)	350.6	262	186.7	310.5
GC1315-18			450.6	362	286.7	410.5